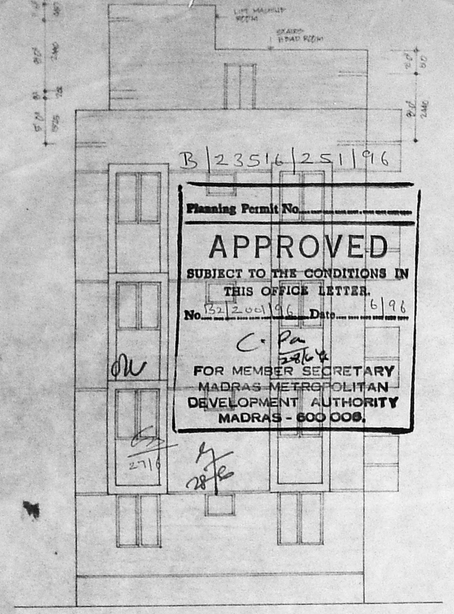

FRONT ELEVATION

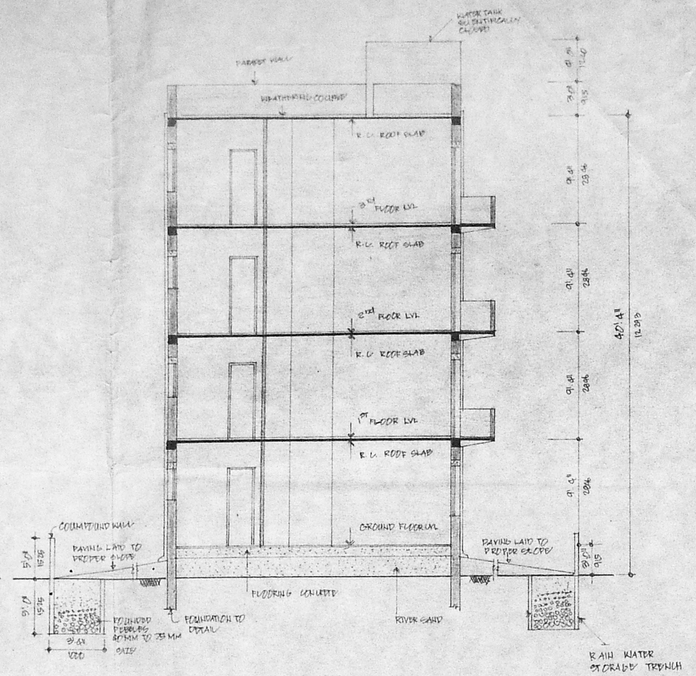

SECTION ON BB'

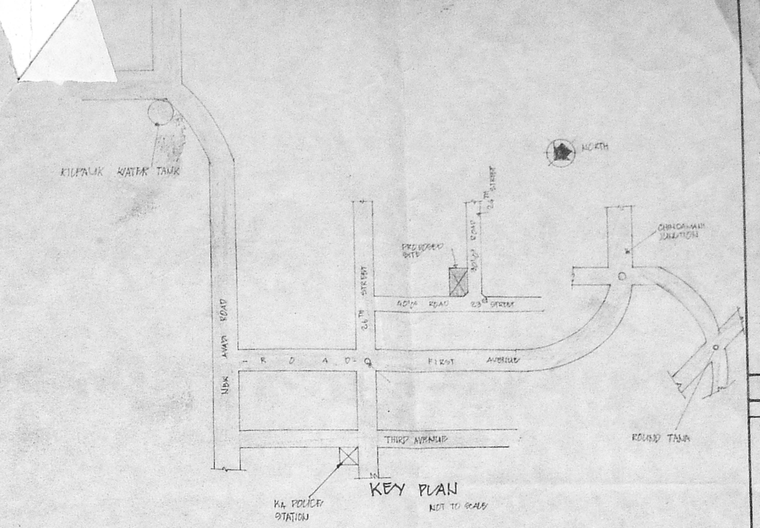

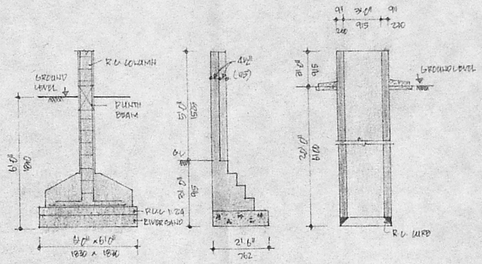

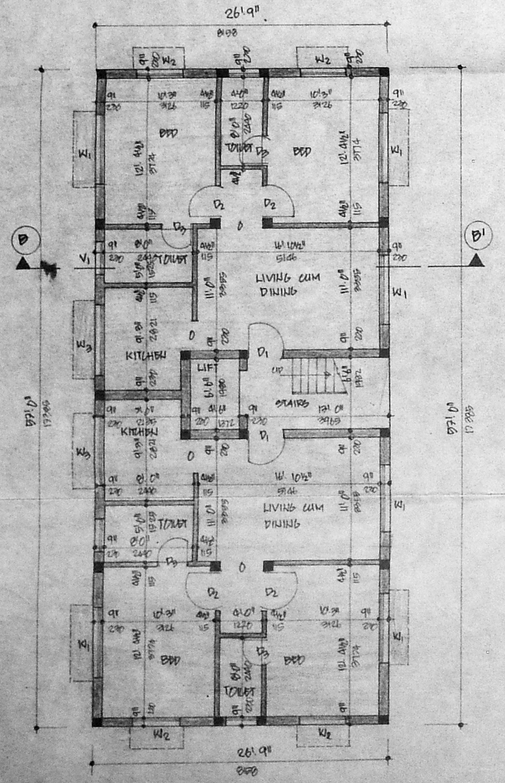

GROUND FLOOR PLAN

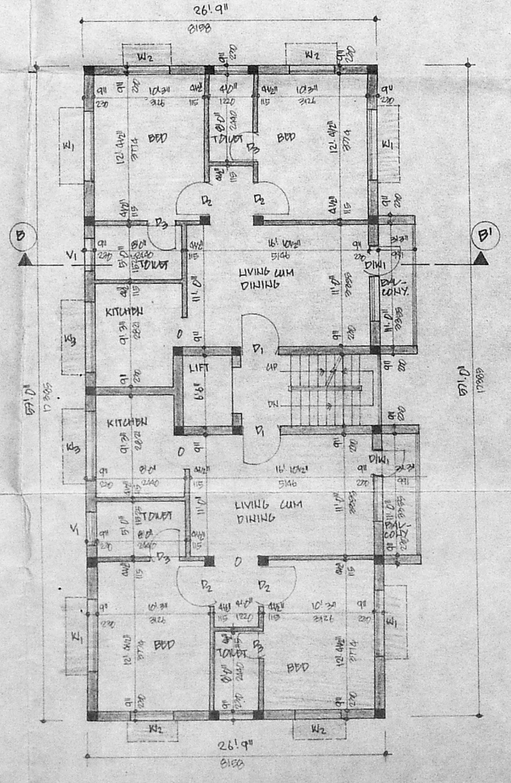

TYPICAL FLOOR PLAN (FIRST, SECOND & THIRD)

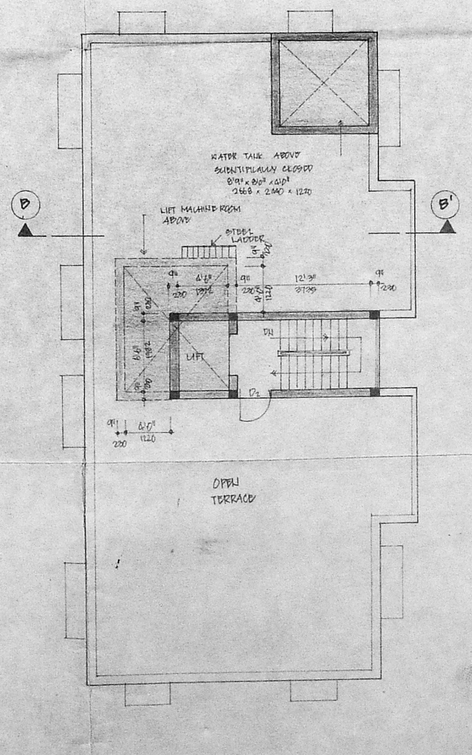

TERRACE FLOOR PLAN

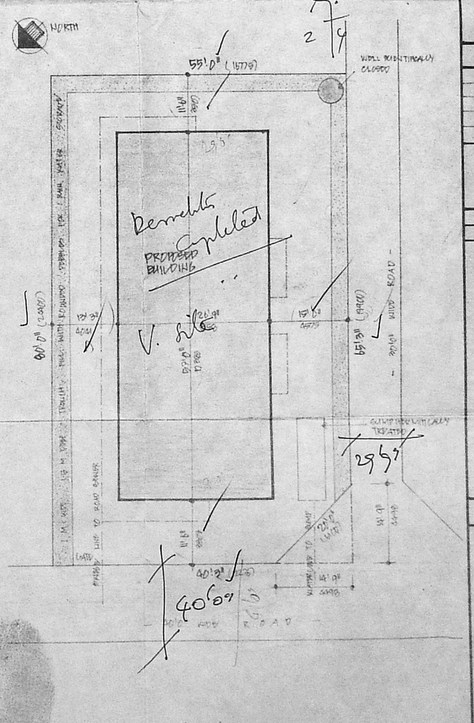

SITE PLAN

O/C

MMDA [B]/PP NO. 1
C.No. 32/2001/96
A.P.
D.P.

PROPOSED PLANS
L-4012 ANNA NAGAR
MATERIAL
T.S.
AYANAMBAKKAM VILLAGE

SCHEDULE OF JOINERY

D1	3'3" x 7'0"	T.W. MAIN DOOR
D2	5'0" x 7'0"	C.W. PANE DOOR
D3	2'6" x 7'0"	-DO-
W1	6'0" x 4'6"	C.W. GLAZED WINDOW
W2	4'0" x 4'6"	-DO-
W3	6'0" x 3'0"	C.W. KITCHEN WINDOW
V1	2'0" x 3'0"	C.W. GLAZED VENTILATOR
DW1	6'6" x 3'0"	C.W. DOOR/WINDOW

SPECIFICATIONS

1. R.C. COLUMN FOOTING IN FOUNDATION.
2. COLUMNS ARE CONNECTED BY PLINTH BEAM
3. BRICK WORK IN BASEMENT AND SUPER STRUCTURE IN C.M. 1:5.
4. WALLS ARE PLASTRED BY C.M. 1:5.
5. LINTEL OVER OPENING.
6. ROOF COVERED BY R.C. SLAB.
7. ALL R.C. WORK IN C.C. 1:2:4.
8. WEATHERING COURSE LAID WITH PROPER SLOPE
9. FINISHED FLOOR LEVEL OF TOILETS SHOULD BE 3'0" HEIGHT FROM NATURAL GROUND LEVEL.

LEGEND

PROPOSED
ROAD
PLOT BOUNDRY

AREA STATEMENT	SQ. FT.	SQ. M.
GROUND FLOOR AREA	1525.75	141.93
FIRST FLOOR AREA	1606.25	149.42
SECOND FLOOR AREA	1606.25	149.42
THIRD FLOOR AREA	1606.25	149.42
TOTAL AREA	6344.75	590.19

PLOT EXTENT - 42.41.00 SQ.FT. (394.51 M²)
PLOT COVERAGE - 34%
FLOOR SPACE INDEX - 1.495 TIMES.

SCALE 1" = 8'0" or 1:100	DRN
DTD	CHD

OWNERS SIGNATURE

N. R. A. NAVAMANEE
B.Arch., M.C.A., A.I.V.
CLASS-I LICENCED SURVEYOR
CORPORATION OF MADRAS
REG NO 1606/90
25, GOPAL NAICKEN STREET,
PERAMBUR MADRAS-11.

LICENCED SURVEYOR